

INTERIOR




Rubio[®]
MONOCOAT

MAINTENANCE INSTRUCTIONS

Rubio[®] Monocoat Oil Plus 2C

REMOVING STAINS *interior*



RMC SOAP or **RMC SURFACE CARE**

⋮

*If the stains have not disappeared,
proceed to step 2.*

⋮



OR



OR



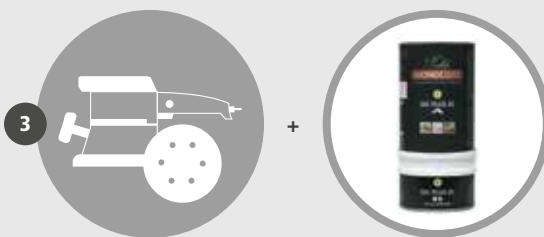
SPECIFIC STAIN REMOVERS

*calcareous water stains, grease stains and
black/tannin stains*

⋮

*If the stains have not disappeared,
proceed to step 3.*

⋮



RMC OIL PLUS 2C

Re-sand and oil locally

Legend:



RMC SOAP or
RMC SURFACE CARE



RMC LIMESPOT
REMOVER



RMC GREASE
REMOVER



RMC TANNIN
REMOVER



SPOT
SANDING



RMC OIL
PLUS 2C

RMC LIMESPOT, GREASE & TANNIN REMOVER

Although many stains can be removed with RMC Soap and RMC Surface Care, Rubio Monocoat also developed a number of specific stain removers. Stubborn lime stains can be handled effectively with RMC Limespot Remover, grease stains with RMC Grease Remover and black/tannin stains with RMC Tannin Remover.

If the stain has penetrated the wood too deeply, the spot can be sanded and re-oiled.

WHICH PRODUCT FOR WHICH STAIN?



RMC Limespot Remover

- › Lime stains and other alkaline stains, e.g. urine, fertilizers, rust stains, radiator water, etc.
- › Also: white rings



RMC Grease Remover

- › Grease stains e.g. olive oil, frying oil, crisps, oil, etc.
- › Also: heel marks and floor polish



RMC Tannin Remover

- › Black/tannin stains e.g. rings/stains from cans, flower pots, etc.
- › Also: - After water damage on parquet.
- In case of efflorescence on exterior wood (on the bottom of gates, doors, on walls).

INSTRUCTIONS:

01. Spray the product onto the stain. **02.** Allow several minutes for absorption. **03.** Use a damp cloth to remove the stain. **04.** To remove stubborn stains, it is recommended to repeat the process until the desired result is achieved. **05.** Allow the surface area to dry.



TIPS:

- After a treatment with RMC Limespot Remover, RMC Grease Remover or RMC Tannin Remover, you may need to apply some oil in the original colour on the spot.
- If the surface becomes too stain-sensitive, maintain with RMC Oil Plus 2C (in the original colour applied) to repair both colour and protection. More info about this on the next pages.

REFRESH & RENOVATE *interior*

Freshening up
your wood.

1

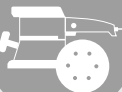


2



Repair colour and
protection of your
wood.

1



2



Legend:



RMC SOAP or
RMC SURFACE CARE



RMC REFRESH ECO



SANDING
when necessary



RMC OIL PLUS 2C



RMC REFRESH ECO

A ready-to-use sprayable product that refreshes and restores all wooden surfaces that have been treated with oil.

INSTRUCTIONS:

01. Clean the surface to be treated with RMC Soap or RMC Surface Care. Let it dry. **02.** Spray a little amount of RMC Refresh Eco on the surface to be treated. **03.** Spread out the product in the direction of the fibres of the wood with a microfiber cloth. **04.** Let the surface dry for at least 1 hour.



RMC OIL PLUS 2C

If the treated surface shows too much wear and tear, or needs a colour repair, maintain with RMC Oil Plus 2C in the original colour.

INSTRUCTIONS:

01. Lightly sand the surface with a polishing machine with net 120 or an RMC pad GS320. **02.** Vacuum thoroughly and remove dust remnants with RMC Cleaner. **03.** Carefully mix the two components (1 to 2 minutes) at a ratio of approx. 3 units A to 1 unit B. **04.** Once the cleaned surface is dry, apply a small amount of RMC Oil Plus 2C (cloth or polishing machine with thin beige RMC pad). Work in zones of 5 - 10 m². **05.** Let absorb during a few minutes. Thoroughly remove all excess of oil (cloth or polishing machine with white pad) within 15 minutes per zone. The surface should feel dry! Finish all zones the same way. **06.** In a well ventilated room, the surface can be used 24 - 36 hours after the application.



ATTENTION

Cloths, saturated with oil, may spontaneously combust. After usage, they need to be soaked in water before disposal.

Indicate the colour you used:



Date of application:

Distributed by



A&M Wood Specialty

357 Eagle Street North, Cambridge, Ontario


1 800 265 0624

Tel 519 653 9322

mail@forloversofwood.com

Rubio® Monocoat Headoffice | Ambachtenstraat 58 - 8870 Izegem - Belgium
Tel. +32 (0)51 30 80 54 | Fax +32 (0)51 30 99 78 | info@rubiomonocoat.com | www.rubiomonocoat.com

Copyright © 2016 Muylle Facon BVBA, Izegem (Belgium).



5 410761 1338253